

CRS 250W



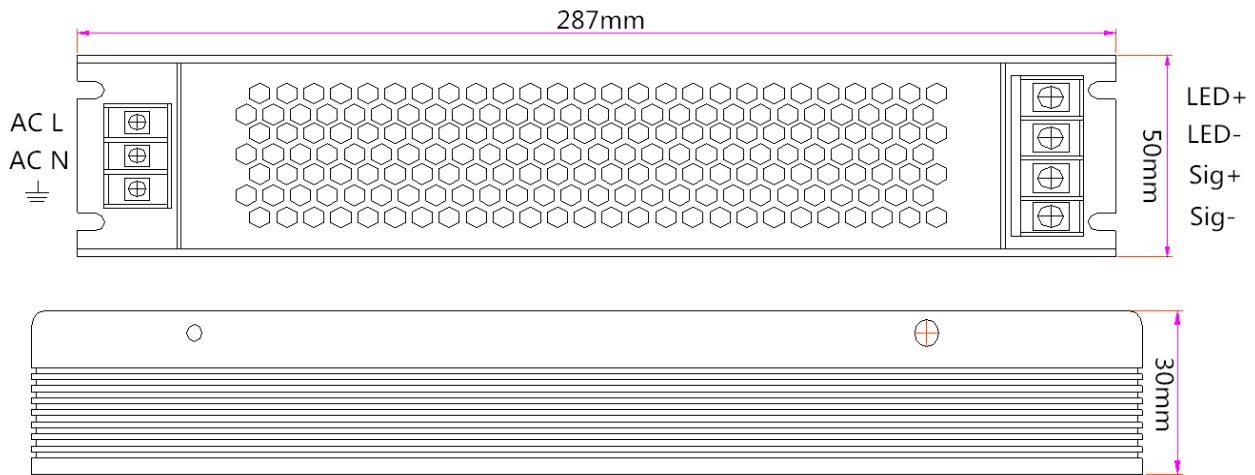
■ FEATURES

- 0-10V & Triac dimmable 2in1, work with all the dimmers
- IP20, Aluminum case, Slim design, Universal model
- 170-260V AC input, Single output
- 100% full load burn-in test
- Protection: OLP, OCP,SCP
- EN55015 testing standard
- 2 years warranty

■ SPECIFICATIONS

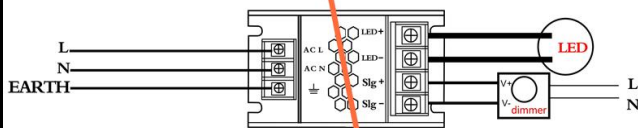
MODEL		CPS250-W1V12	CPS250-W1V24				
OUTPUT	RATED VOLTAGE	12V	24V				
	VOLTAGE TOLERANCE	±5%	±5%				
	RATED CURRENT	20.8A	10.4A				
	CURRENT RANGE	0-20.8A	0-10.4A				
	RATED POWER	250W	250W				
	RIPPLE & NOISE (MAX.)	<1000mVp-p	<1000mVp-p				
SET-UP, RISE TIME		1500ms, 30ms / 230VAC					
INPUT	VOLTAGE RANGE	170-260VAC					
	FREQUENCY RANGE	50/60 Hz					
	AC CURRENT(Typ.)	1.5A / 230VAC					
	EFFICIENCY(Typ.)	80%	80%				
	POWER FACTOR(Typ.)	0.6					
PROTECTION	OVER LOAD	Hiccup 110%~150% of the rated power 200W, Shut-down output voltage, auto recovery after fault condition is removed					
	OVER Current	Above Max. Current (105% of rated current) Shut-down output voltage, auto recovery after fault condition is removed					
	SHORT CIRCUIT	When the fan-out is appearing short circuit electrophoresis Shut-down output voltage, auto recovery after fault condition is removed					
AMBIENT	WORKING TEMP. & HUMIDITY	"-20°C~+40°C, 30%~60%RH					
	STORAGE TEMP. & HUMIDITY	"-30°C~+85°C, 30%~98%RH					
TESTINGS	WITHSTAND VOLTAGE	I/P-O/P: 1.5KVAC/1min; I/P-F/G: 1.5KVAC/1min; O/P-F/G: 0.5KVAC/1min;					
	SAFETY	EN 60950-1:2006+A11:2009+A1:2010+A12:2011+A2:2011+A2:2013					
	EMC	EN 55015:2006+A1:2007+A2:2009					
		EN 61547:2009 EN 61000-3-2:2006+A2:2009 EN 61000-3-3:2013					
	LVD	2006/95/EC					
OTHER	LIFESPAN	20000hrs					
	DIMENSION(L*W*H)	287*50*30mm					
	PACKING	0.5kg/pcs, 44pcs/22kg/CTN					
NOTE	1, The above mentioned data were measured at 230VAC input and 25°C. 2, Dis-connect the AC input before checking any mal-phenomenons. 3, Make sure the INPUT&OUTPUT were in right situation before connected to power supply. 4, Datasheet for reference only. We suggest you take sampling before mass orders.						

MECHANICAL SPECIFICATION

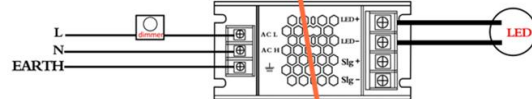


CONNECTION

0-10V dimming connection

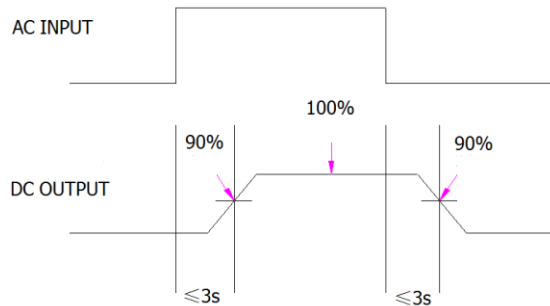


TRIAC dimming connection



TIME SEQUENCE

AC Switch at ON/OFF



TEMPERATURE DERATING CURVE

