



Project _____
 Approve _____

Product
 Specification

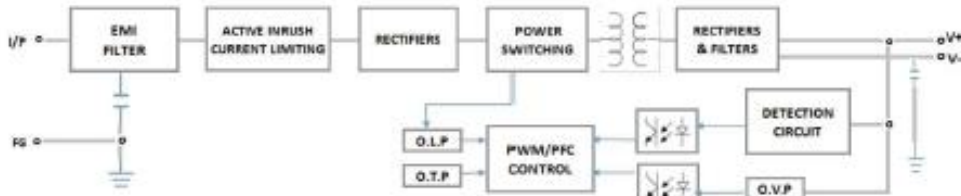


- Features:
- 100-240V AC input
 - Single Output
 - 85% high efficiency
 - 100% full load bur-in test
 - Built-in EMI filter with tiny ripple
 - Protection: OTP, OLP, OVP, SCP
 - Cooling by free air ventilation
 - Intend for LED lightings
 - CE ROHS Certified
 - 2 year warranty

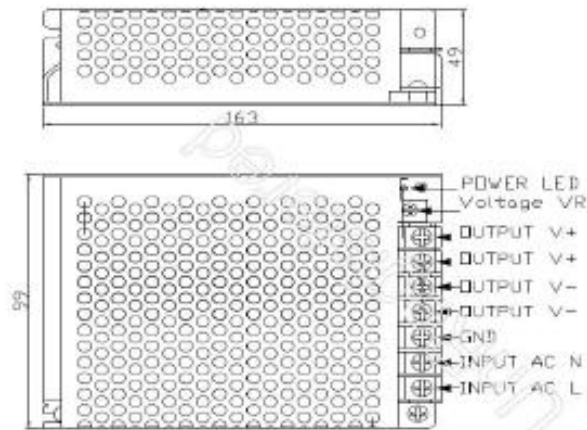
Specifications

	Product Code	PS150-W1V24
Output	DC Voltage	24V
	Voltage tolerance	±2%
	Rated Current	6.25A
	Rated Power	150W
	Max Power	160W
	Ripple & Noise	≤120mVp-p
	Set-up, Rise, Hold-up Time	100ms, 30ms, 20ms/ 230VAC
Input	Input voltage range	AC 100~240V; 47Hz~63Hz;
	AC Current	3.5A/230VAC
	Efficiency	85%
	Quiescent current	<10mA/230VAC
Protection	Over Load	Above 105% of rated power Shut-down output voltage, auto recovery after fault condition is removed
	Over Voltage	Above Max. Voltage Shut-down output voltage, auto recovery after fault condition is removed
	Over Temperature	Over 130°C detected on main IC control Shut-down output voltage, auto recovery after fault condition is removed
Ambiant	Working Temp. & humidity	"-20°C~+70°C, 20%~90%RH
	Storage temp. & humidity	"-40°C~+85°C, 10%~95%RH
	Withstand voltage	I/P-O/P: 1.5KVAC/1min; I/P-F/G: 1.5KVAC/1min; O/P-F/G: 0.5KVAC/1min;
Tesings	Safety	GB4943 ; IEC60950-1; EN60950-1
	EMC	EN55015:2013; GB9254
	LVD	EN61347-2-13:2006/AC:2010
Other	Casing Material	Metal Alloy
	Cooling Method	Free air ventilation
	Demension(L*W*H)	163*99*49mm
	Weight	0.4kg/pcs, 48pcs/20kg/CTN/0.07CBM
Note	1, The above mentioned data were measured at 230VAC input and 25°C. 2, Ripple & noise are measured at 20MHz of bandwidth by using a 12" twisted pair-wire terminated with a 0.1uf & 47uf parallel capacitor. 3, Dis-connect the AC input before checking any mal-phenomenons. 4, Make sure the INPUT&OUPUT were in right situation before connected to power supply. 5, Be ware of high power pressure may caused by short circuit when installing metal casing products.	

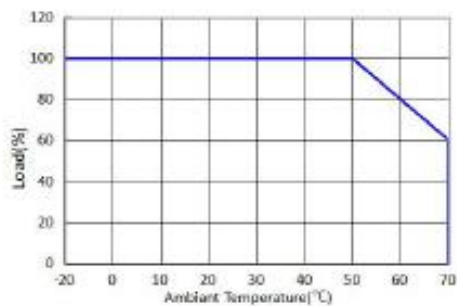
■ Block Diagram



■ Mechanical Specification



■ Temperature Derating Curve



■ Output Load VS Input Voltage

