



Project \_\_\_\_\_  
 Approve \_\_\_\_\_

Product  
 Specification

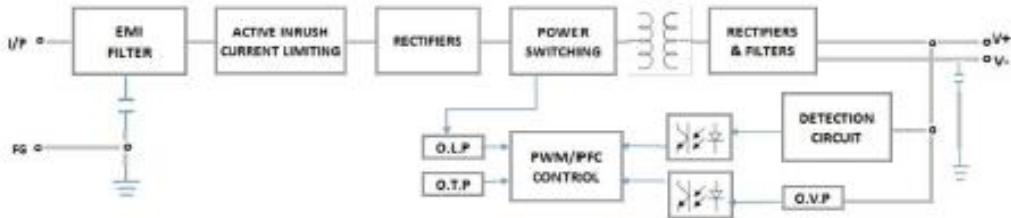


- Features:
- 100-240V AC input
  - Single Output
  - 85% high efficiency
  - 100% full load bur-in test
  - Built-in EMI filter with tiny ripple
  - Protection: OTP, OLP, OVP, SCP
  - Cooling by free air ventilation
  - Intend for LED lightings
  - CE ROHS Certified
  - 2 year warranty

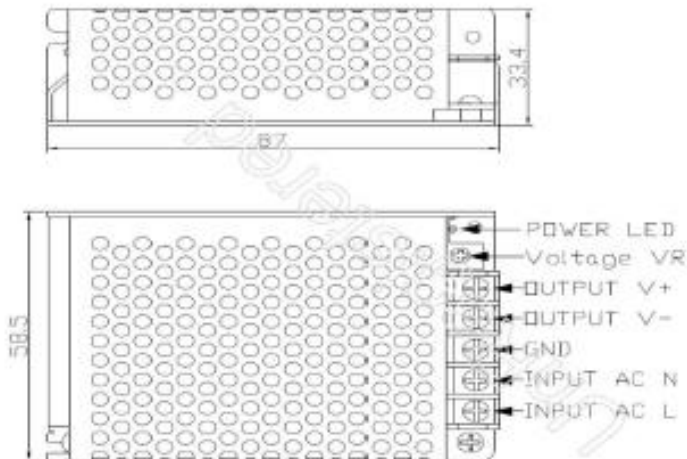
### Specifications

	Product Code	PS15-W1V12
Output	DC Voltage	12V
	Voltage tolerance	±2%
	Rated Current	1.3A
	Rated Power	15W
	Max Power	16.2W
	Ripple & Noise	≤120mVp-p
	Set-up, Rise, Hold-up Time	100ms, 30ms, 20ms/ 230VAC
Input	Input voltage range	AC 100~240V; 47Hz~63Hz;
	AC Current	0.152A/230VAC
	Efficiency	85%
	Quiescent current	<10mA/230VAC
Protection	Over Load	Above 105% of rated power Shut-down output voltage, auto recovery after fault condition is removed
	Over Voltage	Above Max. Voltage Shut-down output voltage, auto recovery after fault condition is removed
	Over Temperature	Over 130°C detected on main IC control Shut-down output voltage, auto recovery after fault condition is removed
Ambiant	Working Temp. & humidity	-20°C~+70°C, 20%~90%RH
	Storage temp. & humidity	-40°C~+85°C, 10%~95%RH
	Withstand voltage	I/P-O/P: 1.5KVAC/1min; I/P-F/G: 1.5KVAC/1min; O/P-F/G: 0.5KVAC/1min;
Tesings	Safety	GB4943 ; IEC60950-1; EN60950-1
	EMC	EN55015:2013; GB9254
	LVD	EN61347-2-13:2006/AC:2010
Other	Casing Material	Metal Alloy
	Cooling Method	Free air ventilation
	Demension(L*W*H)	87*58.5*33.4mm
	Weight	0.2kg/pcs, 93pcs/19kg/CTN/0.03CBM
Note	1, The above mentioned data were measured at 230VAC input and 25°C. 2, Ripple & noise are measured at 20MHz of bandwidth by using a 12" twisted pair-wire terminated with a 0.1uf & 47uf parallel capacitor. 3, Dis-connect the AC input before checking any mal-phenomenons. 4, Make sure the INPUT&OUPUT were in right situation before connected to power supply. 5, Be ware of high power pressure may caused by short circuit when installing metal casing products.	

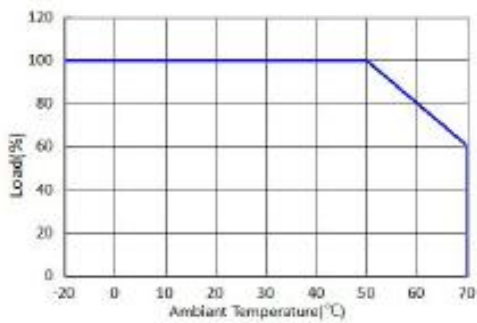
### ■ Block Diagram



### ■ Mechanical Specification



### ■ Temperature Derating Curve



### ■ Output Load VS Input Voltage

